

MINIMALLY-INVASIVE SCOPING

A guide for the specialist in training

Online training:
Dec. 15, 2012 - March 15, 2013

Labs: March 25-30, 2013

The UT College of Veterinary Medicine with the support of Karl Storz Veterinary Endoscopy is offering an innovative minimally-invasive scoping course specifically designed to meet the needs of small animal residents and veterinarians desiring in-depth scope training. This unique course includes:

- A comprehensive syllabus and instructional videos on scope care
- 24 hours of online didactic training and online assessments
- 6 days of hands-on laboratories

The successful resident will learn flexible and rigid scope anatomy, handling and cleaning; laser physics, handling and safety; cystoscopy, rhinoscopy, bronchoscopy, upper and lower gastrointestinal endoscopy, laparoscopy, thoracoscopy, and associated advanced procedures.

Each topic will be addressed online through a series of lecture-captured modules. Modules will be recorded in short 30 minute segments that may be replayed individually for optimal integration into the typical resident's busy lifestyle. Information covered will include equipment required, case selection and anesthetic considerations, procedural techniques, tips and tricks, and complications. After each topic is completed, a quiz will be given to assess the resident's learning. **Online portion (completed by the resident at his/her own leisure) MUST be completed by March 15, 2013.**

During the 6 days of on-site laboratories, a mix of dry, cadaver and live animal laboratories will be utilized to facilitate optimal learning and mastery of the material.

Laboratories: March 25-30, 2013

*Breakfast, lunch and breaks provided.

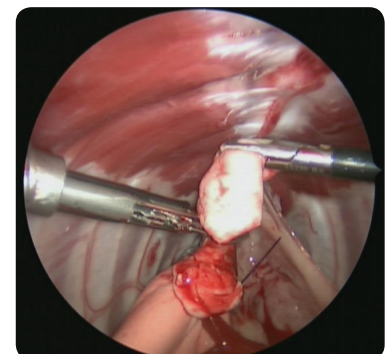
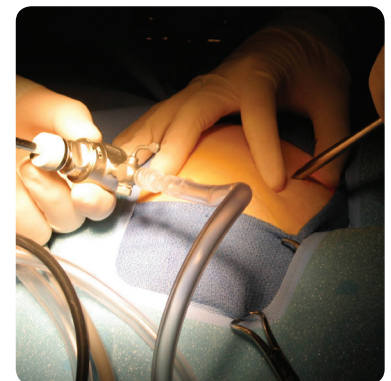
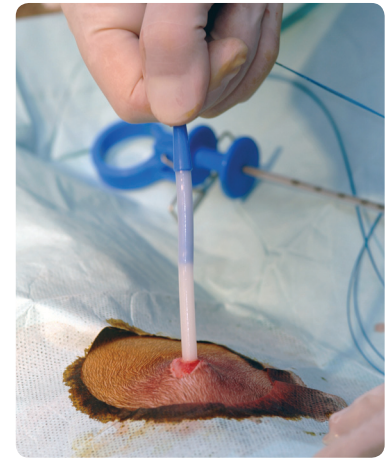
	Day 1	Day 2	Day 3	Day 4	Day 5	Day 6
8:00 am	Breakfast & day overview	Breakfast & day overview				
8:30 am						
9:00 am	Flexible scope handling, stereotactics, and care	Rhinoscopy, anti-fungal infusion techniques	Laser handling and safety, hands-on; stereotactics lab time	Gastro-intestinal endoscopy	Laparoscopy	Thoracoscopy
10:00 am						
11:00 am						
12:00 pm	Lunch					
1:00 pm	Rigid scope handling, stereotactics, and care	Bronchoscopy	Cystoscopy	Gastro-intestinal endoscopy	Laparoscopy	Thoracoscopy
2:00 pm						
3:00 pm						
4:00 pm	Wrap-up			Wrap-up	Feeding tube placement	Feeding tube placement
5:00 pm		Wrap-up	Wrap-up		Wrap-up	Wrap-up

Registration and Cost: Early bird: until September 1, 2012 — \$3,250*

Registration deadline: **October 15, 2012** — \$3,750*

* 5% discount for registration by mail or fax

For more information regarding registration or course content, please visit: www.vet.utk.edu/continuing_ed or contact: Dr. Jacqueline Whittemore at jwhittemore@utk.edu



MINIMALLY-INVASIVE SCOPING COURSE

THREE WAYS TO REGISTER:

Online at www.vet.utk.edu/continuing_ed, by mail, or by fax

* 5% discount for registration by mail or fax

Barbara H. Campbell – UTCVM Continuing Education
2407 River Drive, UT College of Veterinary Medicine, Room A104D
Knoxville, TN 37996-4550
f. 865-974-4773 • t. 865-974-7264 • e. bcampbe4@utk.edu

REGISTRATION CANCELLATIONS:

If the minimum number of registrants is not met, the course will be cancelled and all registration fees will be refunded.

REGISTRATION FEE INCLUDES:

- 24 hours of online didactic training and online assessments
- 6 days of hands-on laboratories (includes breakfast, lunch, breaks)
- Course materials including a comprehensive syllabus and instructional video on scope care
- Certificates of completion for the online and laboratory portions of the course

COURSE COORDINATOR: Dr. Jacqueline Whitemore

ACCOMMODATION INFORMATION: provided upon registration.

REGISTRATION:

Early bird: **until September 1, 2012**
Registration deadline: **October 15, 2012**

COURSE DATES:

Online training begins: **December 15, 2012**
On-site laboratories: **March 25-30, 2013**

COSTS:

Early birds:

until 09/01/12 – **\$3,250***

Regular registration:

09/02/12–10/15/12 – **\$3,750***

LOCATION:

Online portion (completed by the resident at his/her own leisure)
MUST be completed by March 15, 2013.

Laboratories will be held at the
UT College of Veterinary Medicine
Knoxville, Tennessee

REGISTRATION FORM:

Name: _____

Current position: _____

Institute or Practice Name: _____

Address: _____

Telephone: _____

Email: _____



Send to:

Barbara H. Campbell
UTCVM Continuing Education
2407 River Drive, UT College of Veterinary Medicine, Room A104D
Knoxville, TN 37996-4550
f. 865-974-4773 • t. 865-974-7264
bcampbe4@utk.edu

Online registrations available at www.vet.utk.edu/continuing_ed

Deadline for registration: October 15, 2012